

# ***FINANCE PRESENTATION***



## ***Metis Nation of Ontario 2020 Annual General Assembly***



**Métis Nation of Ontario**

Métis Nation  
of Ontario 

# ***TABLE OF CONTENTS***

**1. Financial Statements**

**2. Balance Sheet**

**3. Statement of Operations**

**4. Administration and Other Activities**



# ***FINANCIAL STATEMENTS***

- Audited Financial Statements are prepared to a specific set of criteria referred to as Generally Accepted Accounting Standards.
- This form of presentation, while detailed and accurate, can make it difficult for non-accountants to understand the financial health of the Metis Nation of Ontario.
- The following charts will explain – at a high level - where we stood as of March 31, 2020 and the MNO's activities for the past year in financial terms



# ***WHAT IS THE BALANCE SHEET?***

- The Balance Sheet is a “snapshot” of the MNO’s financial status at March 31, 2020.
- Government funders work on a fiscal year (April 1st to March 31st annually).
- The MNO uses the same fiscal year for its year end.
- The Balance Sheet has three sections
  - Assets – Items we own
  - Liabilities – Money we owe to others
  - Equity – Savings accumulated over time



# ASSETS -THINGS WE OWN

*Green on pie chart*



**\*Stocks received through IBA negotiations (Duty to Consult)**



# LIABILITIES- MONIES WE OWE

*Orange on pie chart*

- Payables – Due to Vendors \$ 6.6M
- Program Funds Not Spent – Majority of these funds are carryover funds for future years \$ 35.6M
- Funds held on behalf of Community Councils \$ 2.9M
- TOTAL \$ 45.1M

***NOTE: The Debt due to Government from 2009 (\$4.4M) is now entirely paid off.***



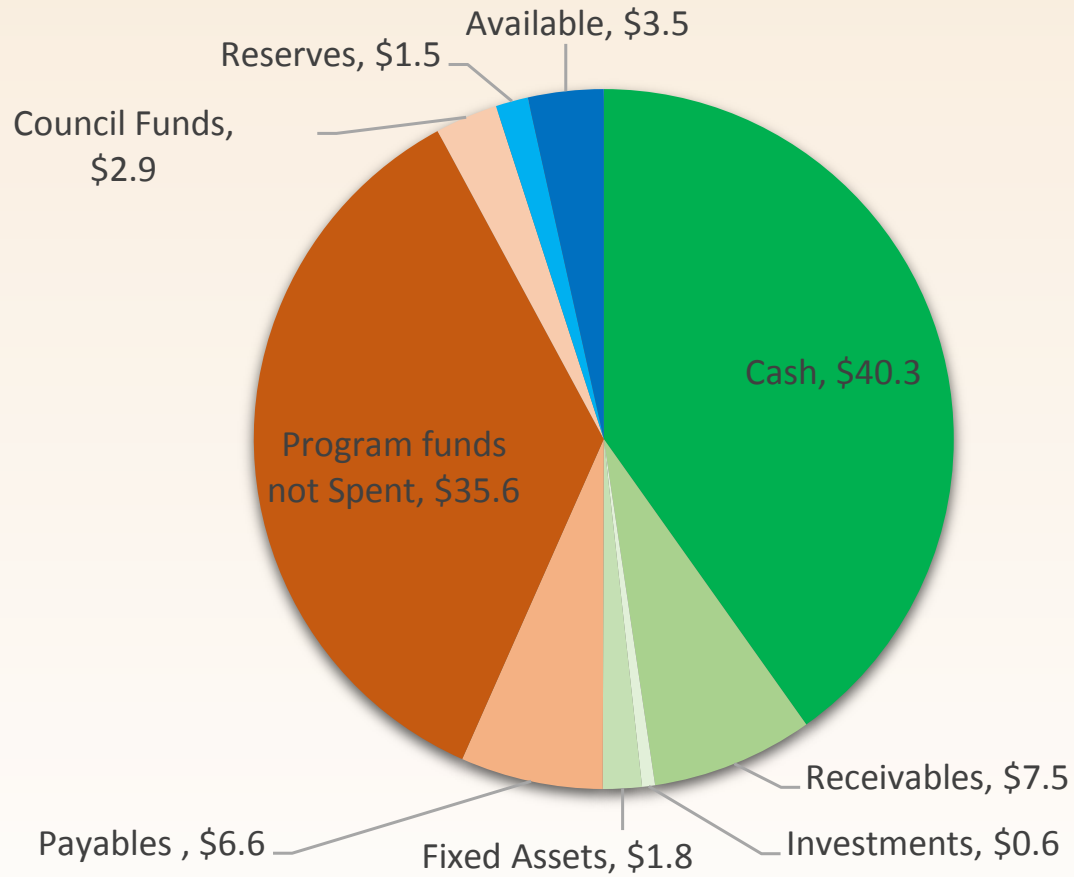
# ***EQUITY – ACCUMULATED SAVINGS***

*Blue on pie chart*

- **Reserves – Funds set aside for future use or invested in assets \$ 1.5M**
- **Available – Surplus that allows us to grow or weather bad years \$ 3.5M**
- **TOTAL \$ 5.0M**



# Balance Sheet



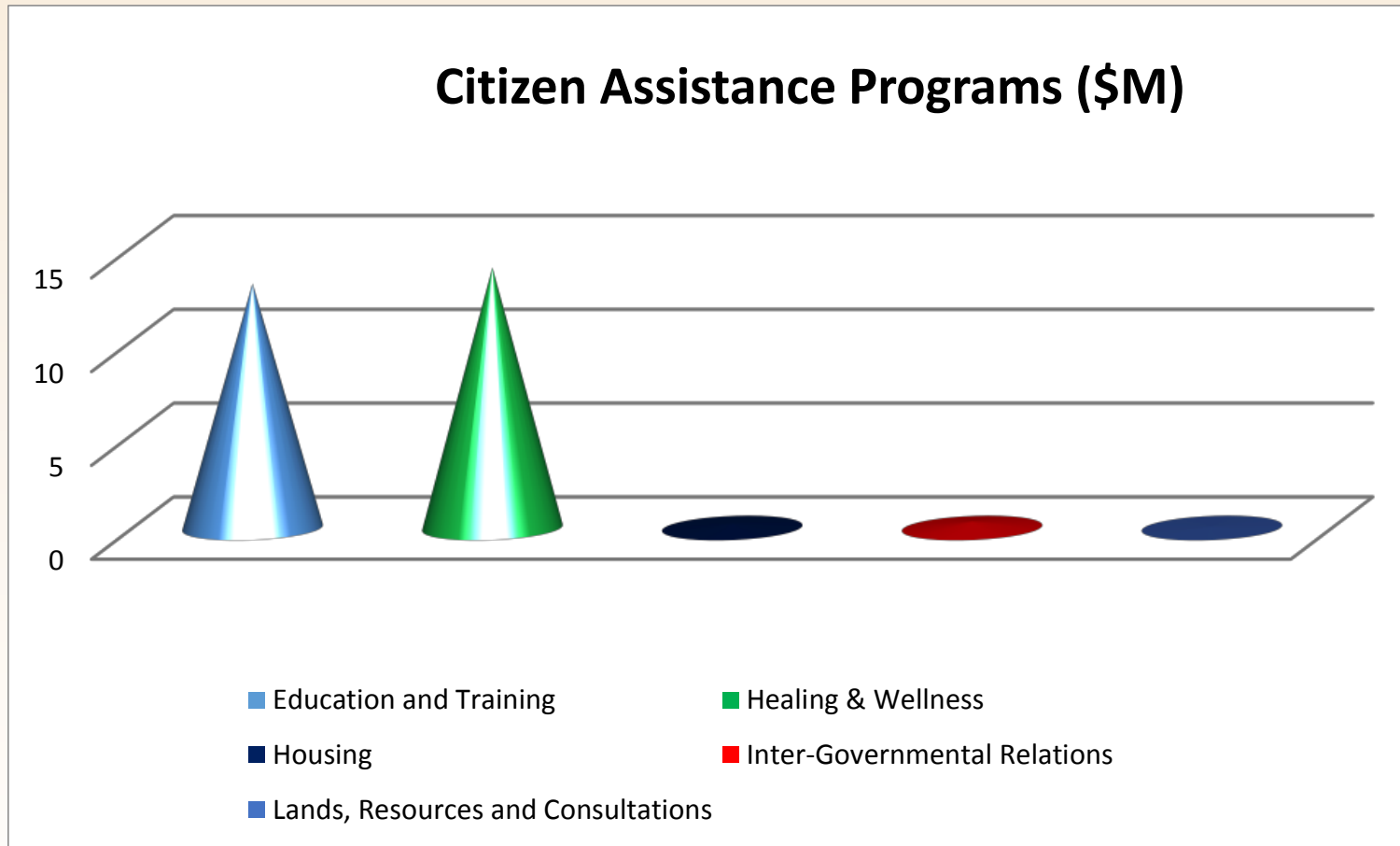


# ***WHAT IS THE STATEMENT OF OPERATIONS?***

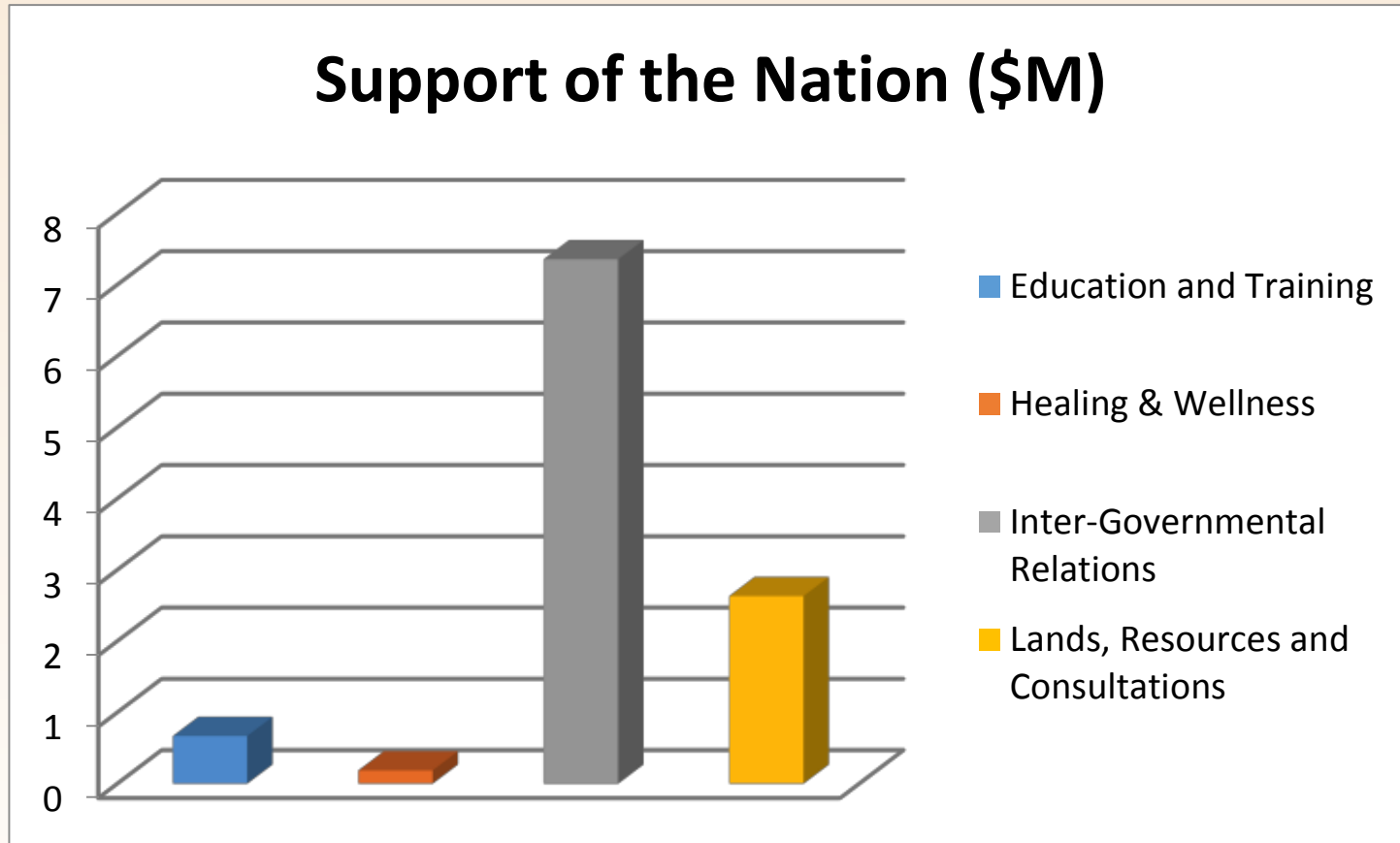
- The Statement of Operations describes our revenues and spending over the past year.
- The Metis Nation of Ontario receives almost all of its revenue through funded programs from:
  - The Government of Canada
  - The Government of Ontario
  - Federal and Provincial Government Agencies
  - Industry proponents
  - Others
- This funding either delivers programs and services to our citizens or provides support to the Metis Nation of Ontario and its communities in carrying out its governance activities.



# PROGRAM FUNDING



# PROGRAM FUNDING



# ***ADMINISTRATION AND OTHER ACTIVITIES***

- **Administration includes: Human Resources, Finance, Communications and Information & Communication Technology. These costs are covered by allocations to funded programs and/or administration fees provided by a funder.**
- **The cost of the Annual General Assembly is covered by funded programs and sponsorships.**
- **The budget lines for both Administration and the Annual General Assembly may generate a small surplus in any year.**
- **Infinity Property Services provides Property Management Services and generates some profits.**
- **The value of shares in gold companies held by the MNO Secretariat rise and fall and create a “paper” gain or loss in any year.**



# QUESTIONS



**Métis Nation of Ontario**  
Finance

Métis Nation  
of Ontario 