

SNAPSHOT 3

HOUSING CENSUS

Focus on Households with Youth
(Ages 15 to 29)


Métis Nation
of Ontario 

MNO HOUSING CENSUS

PURPOSE & SCOPE

This Snapshot offers the main findings of the Housing Census based on responses from households with youth aged 15 to 29. The following aspects of younger MNO households are presented here:

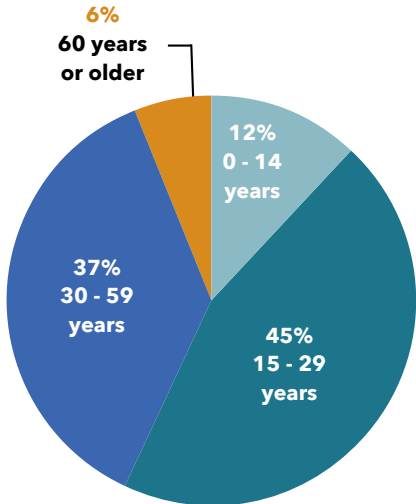
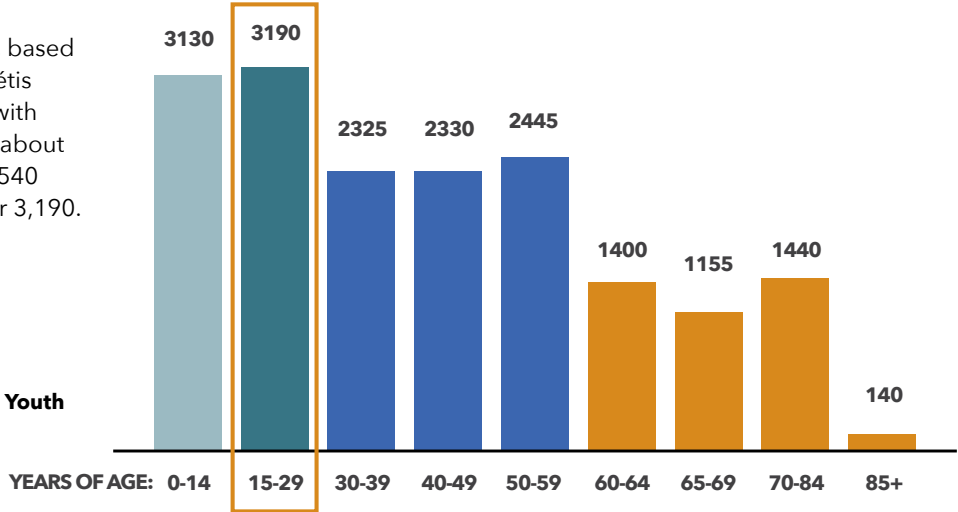
- Age groups of respondents and their household members; their proportion of all MNO households;
- Types of households with youth;
- Household sizes by number of people who compose them;
- Types and tenure of homes they occupy... the physical and legal formats of their dwellings.
- Comments on how Snapshot data for households with youth support MNO decision-making.



NUMBER OF HOUSEHOLDS WITH YOUTH

As shown in Chart 1, based on survey results, Métis Nation households with youth amounted to about 18 percent of all 17,540 MNO households, or 3,190.

CHART 1
Nearly 1 in 5 MNO Households include a Youth



Looking at age groups of all members in MNO Households with youth nearly half live with household members their age and another 37% live with adults aged 30 to 59 years (Chart 2). Less than 20% of MNO households with youth also have a household member either a child or a Senior.

CHART 2
Most MNO Households with youth have other youth or adult family members

TYPES OF HOUSEHOLDS THEY FORM

The MNO Census results below relate to the household types for households with youth (Chart 3). Most (73%) live in family situations, including with extended families or groups. Only 4% of households with children are the youth living on their own.

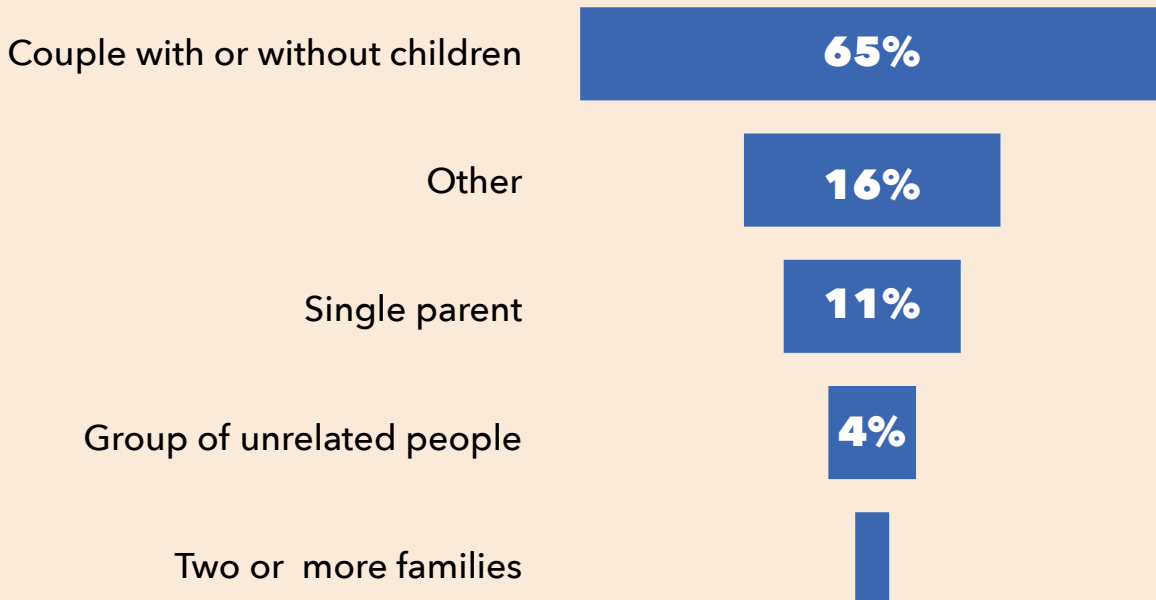


CHART 3

The Largest Household Types Among Younger Métis Citizens Are Couples and Extended Families

HOUSEHOLD SIZES

Most households with youth have three or four people living in them (Chart 4).

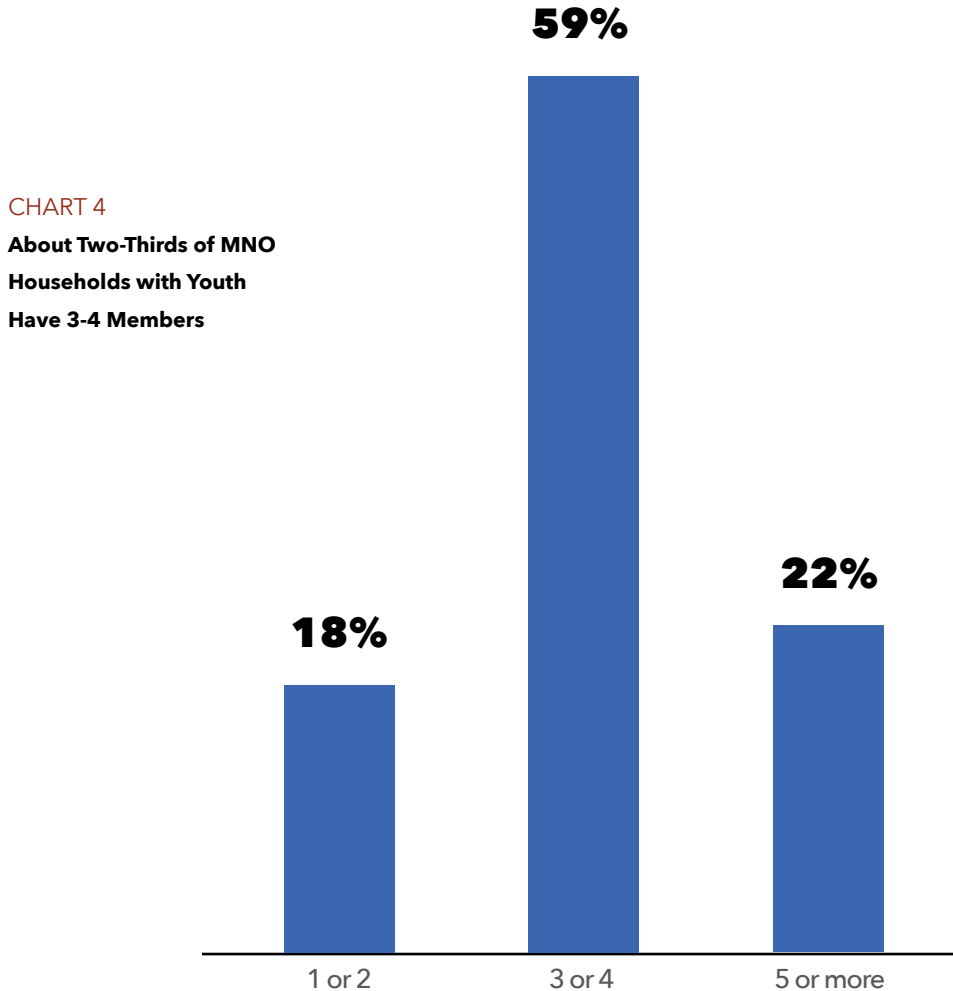


CHART 4

**About Two-Thirds of MNO
Households with Youth
Have 3-4 Members**

TYPES AND TENURE OF HOMES OCCUPIED BY HOUSEHOLDS WITH YOUTH

Many younger households live in single-detached dwellings (74%).

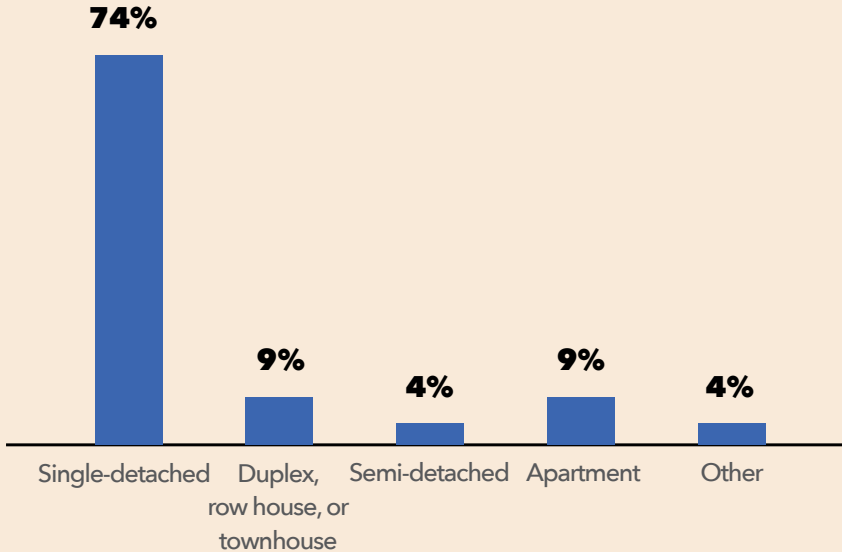


CHART 5
Single-Detached Dwellings Dominate Housing Types Occupied.

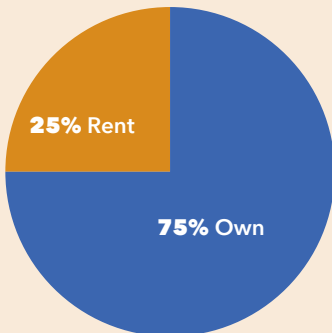


Chart 6 shows that 75% of Households with youth live in homes owned by someone in their household.

CHART 6
A Majority of MNO Households with Youth live in homes owned by someone in their household.

IMPLICATIONS OF FINDINGS FOR MNO PROGRAM PLANNING AND DECISION-MAKING

The following points come immediately to mind in considering households with youth:

- A considerable proportion of this population is likely to be engaged in their education and other activities preparing to enter the labour force, such as on-the-job training. Their requirements for convenient and inexpensive temporary
- accommodation is likely to be higher than average, e.g., student housing, shared housing or continuing to live at home.
- Although many youth in MNO households appear to be living with their immediate or extended family, this age group may be considering home ownership and some may require assistance purchasing their first home.
- Requirements for “special-needs” housing of different types can exist, but typically at lower rates relative to households with older family members.

Métis Nation
of Ontario 