

SNAPSHOT 1

# HOUSING CENSUS

Key Results for Ontario

Métis Nation  
of Ontario 

MÉTIS NATION OF ONTARIO

# SCOPE OF CENSUS

From June 29, 2022, to January 31, 2023, over 8,000 (45%) Métis citizens from across Ontario shared information on the size and age of their households and the condition of their homes, by responding to the first-ever MNO-led Housing Census.

Survey results were cross-checked with MNO Registry data to ensure that only households with one or more MNO citizens were included. To prevent the possibility of identifying any individual household, all household counts have been rounded up or down. As a result, counts end in either 0 or 5. Whole percentages are also shown. Confirmed information about each MNO Region will be shared in future reports.

# WHAT THE CENSUS ASKED

The Housing Census asked a total of 76 questions. This section explains what questions were asked and how the answers (data) will assist MNO leaders and citizens in understanding the specific details about the houses and people in Métis households. It will also provide information about homes, residential infrastructure, services, and amenities in citizen communities. “Households” are either individuals or groups of people living together. A “home” is an occupied building (e.g., a house or an apartment). The full list of questions is provided in the Annex on Page 8.

- **How many Métis citizens and other people live together in their homes?** This tells us how Métis homes are occupied and if there is enough room for everyone in their houses.
- **Ages of those responding to the Census and the individuals living with them.** This information helps us understand if the size and location of the housing are suitable for the different age groups living there.
- **Types of households.** This information helps us understand how the people living together in the household are related to each other and the kinds of dwellings they may require to live safely and comfortably.
- **Types of homes.** This offers important insights into the size, location, value, advancements and modern features incorporated into houses, including smart home systems, energy-efficient appliances, or other modern features.
- **Rented or owned?** This tells us if citizens are owners or renters and the amount of control they have to manage the use and condition of their homes.
- **How space in homes is used.** The Census uses sleeping arrangements to indicate crowding, whether a larger housing unit may be required, and whether space inside homes needs to be changed.
- **The physical condition and safety of citizen homes.** This tells us what repairs the occupants think their homes need to make them safer and more comfortable.
- **What repairs were carried out by citizens?** This tells what repairs have been completed recently, what they cost, and how easy they were to do.
- **How much do people pay for housing and related shelter costs?** This helps us understand if their homes are affordable based on their incomes. Sometimes, the homes may be suitable for their needs, but their expenses might be too high.
- **What the incomes of MNO citizen households are.** This helps us understand where incomes come from and how stable it is. Some examples of income sources are money earned from employment, social assistance, and pensions.
- **Whether people are experiencing homelessness or feel at risk of being homeless.** This tells us whether Métis households have stable housing. It can help understand how urgent providing assistance may be and what kind is required.
- **Whether people could conveniently obtain various community infrastructure, services and amenities within 15 minutes of travel.** This helps identify service gaps and helps with planning MNO community infrastructure investments, as well as making the case for funds to other governments and private sector sources.

# 1 HOUSEHOLDS

# 17,540

## Households with at least one MNO citizen.

The total number of people living in these households is around 49,100 individuals. This includes 30,600 citizens and 18,500 non-citizens.

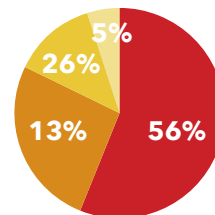
# 2 AGES

**3,130**  
households  
with  
children  
aged  
0-14.

## Around 3,190 households with youth aged 15-29.

Approximately 7,100 households with adults aged 30-59. There are about 4,135 households with seniors aged 60 and older.

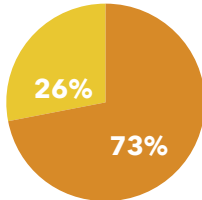
# 3 HOUSEHOLDS TYPES



## 9,870 (56%) MNO households are composed of couples with or without children.

Another 13% are composed of one person, mainly seniors living alone. Single parents are 5% of households. Larger households with 5 to 10+ members make up 26%.

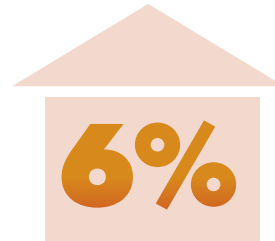
## 4 TYPES OF HOMES



**73% or 12,770 households currently live in single-detached homes.**

Here are 26% (4,605) live in different types of multi-unit buildings from semi-detached to apartments. About 1% of 170 households live in shared-accommodation settings, e.g. retirement homes.

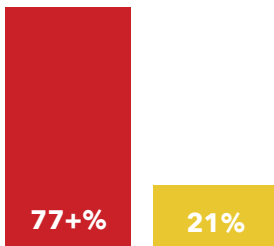
## 6 LIVING SPACE



**MNO households appear to be living in crowded conditions.**

94% (16,475) do not appear to be living in crowded conditions.

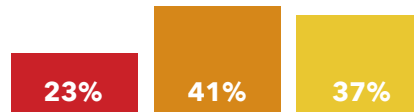
## 5 HOME OWNERSHIP



**77+% (13,520) of homes are owned.**

21% of homes are rented.

## 7 PHYSICAL CONDITION & SAFETY OF HOMES



**23% of homes (4,000) need "major" repairs,**

41% (7,125) require only "regular maintenance". And 37% of homes (6,420) need minor repairs, e.g. improved walls, doors, windows or insulation.

8

## REPAIRS BY OCCUPANTS

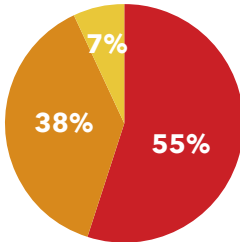
9,220

### Citizen households

are living in homes to which repairs have been carried out, directly by owners or on their behalf. Investments in renovations and repairs over the past three years total \$191 million.

9

## HOUSEHOLD INCOMES



**9,720 citizen households (55%) pay their housing costs mainly using employment income,**

while 6,615 (38%) pay mainly with pension, retirement or investment earnings and 1,210 (7%) live in subsidized rental housing of some type.

10

## HOMELESSNESS

7%

**About 7% (1,170) of MNO households are either currently not housed**

or feel at risk of homelessness in the next 12 months.

# CONCLUSIONS

The MNO Housing Census has 76 topics for questions, with 49 related mainly to households and homes and 27 related to community infrastructure and services, as set out in the Annex on the next page. Ontario-wide information coming from these 76 Census responses is now being turned into additional Snapshots.

More detailed findings and analysis of key themes are planned for: Housing Types, Conditions, and Safety; Seniors; Youth; Families with children; Single-parent households; Currently not housed citizens; Households that have a person with a disability; and Affordability and Housing Costs for MNO Households.

Please stay tuned for future Snapshots and please feel welcome to ask questions and offer comments to: **[HousingCensus@metisnation.org](mailto:HousingCensus@metisnation.org)**



# ANNEX: Seventy-Six Questions Asked by the MNO Census

## Topics - Households and Homes:

1. Ages of respondents to the survey
2. Total number of people in household
3. Total number of Citizens in household
4. Household composition by age groups
5. Household description
6. Housing situation: housed/not housed
7. Tenure, especially owning or renting
8. Dwelling types: single-detached, etc.
9. Number of rooms of all kinds
10. Number of rooms used for sleeping
11. Number of shared rooms for sleeping
12. Need for repairs by major, minor, none
13. Need for repairs by specific requirements
14. Mortgage on dwelling
15. Amount remaining on mortgage
16. Monthly mortgage payments
17. Monthly electricity payments for owned homes
18. Monthly payments for heating ditto
19. Monthly payments for other items ditto
20. Value of the home
21. Monthly rental payments
22. If utility costs included in rent
23. Separate electricity costs paid
24. Separate heating fuel costs paid
25. Separate municipal services paid
26. Separate payments for other items
27. Rent reduction or rent-to-income formula
28. Who landlord is: private, government, etc.
29. # of people contributing to housing costs
30. Risk becoming homeless within 12 months
31. Annual household income before taxes
32. Main sources of household income
33. Have experienced discrimination in housing
34. Have renovated home in past 3 years
35. Cost range of renovations
36. Renovation costs subsidized
37. Types of renovations done by self
38. Contractor renovations
39. Professional home builder/renovator
40. How easy is it to find trades people
41. How easy to find materials suppliers
42. How easy to find equipment suppliers
43. How easy to find construction contractors
44. Safety and health hazards in home
45. Proximity of home to hazards
46. Items installed to improve health and safety
47. Has disability requiring home adaptations
48. Has adaptations installed for disability
49. Requires adaptations installed for disabilities



## Topics - Community Infrastructure & Services:

1. Can travel in 15 min. to child care
2. Can travel in 15 min. to elementary school
3. Can travel in 15 min. to high school
4. Can travel in 15 min. to college/university
5. Can travel in 15 min. to health-care clinic
6. Can travel in 15 min. to medical doctor
7. Can travel in 15 min. to pharmacy
8. Can travel in 15 min. to dentist
9. Can travel in 15 min. to long-term care
10. Can travel in 15 min. to grocery store
11. Can travel in 15 min. to hardware store
12. Can travel in 15 min. to gas station
13. Can travel in 15 min. to auto repair shop
14. Can travel in 15 min. to fitness centre
15. Can travel in 15 min. to library
16. Can travel in 15 min. to green spaces
17. Can travel in 15 min. to hospital emergency
18. Can travel in 15 min. to mental health prof.
19. Summary of services available
20. Mode of transportation used for estimates
21. Access to home care services
22. Access to door-to-door delivery services
23. Access to emergency services
24. Access to high-speed Internet services
25. Summary of services available to homes
26. Require improvements to sewerage connections
27. Require improvements to water supply systems

Métis Nation  
*of* Ontario 