

SNAPSHOT 2

HOUSING CENSUS

Focus on households
with at least one Senior
(aged 60+)


Métis Nation
of Ontario 

MNO HOUSING CENSUS

PURPOSE & SCOPE

This snapshot offers the main findings based on survey responses for *MNO households with at least one Senior (aged 60 years and older)*. These results were based on cross-checking with MNO Registry data to ensure only households with one or more MNO citizens were included. The following aspects of Seniors' MNO households are presented here:

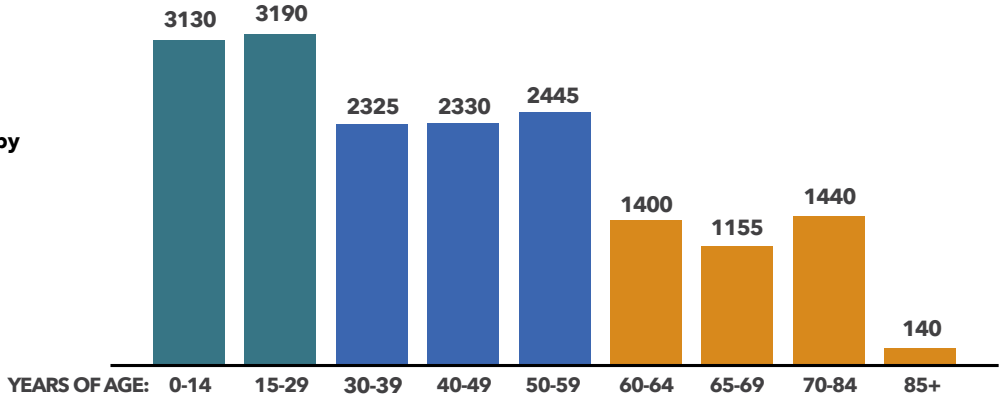
- Age groups of household members and their types of households;
- Household sizes and types;
- The kinds of homes they occupy... their physical formats and how occupants use their space;
- Comments on how Snapshot data for Seniors' households may relate to MNO program planning and decision-making.



AGE GROUPS OF HOUSEHOLD MEMBERS

There are 4,135 MNO households with a Senior (60 years and older) living in the home representing 24% of the 17,540 households in the MNO. Chart 1 shows these households fit in within the age groups of all household members.

CHART 1
MNO Households by
age groups, 2022



As Seniors age in their homes, programs can be developed or augmented to address health and safety features of those homes. When designing program requirements and allocating resources, the number of households in each of the Seniors' age cohorts is useful information for housing planners and decision-makers.

CHART 2
Percentage of older
age groups in MNO
Households with at
least one Senior, 2022

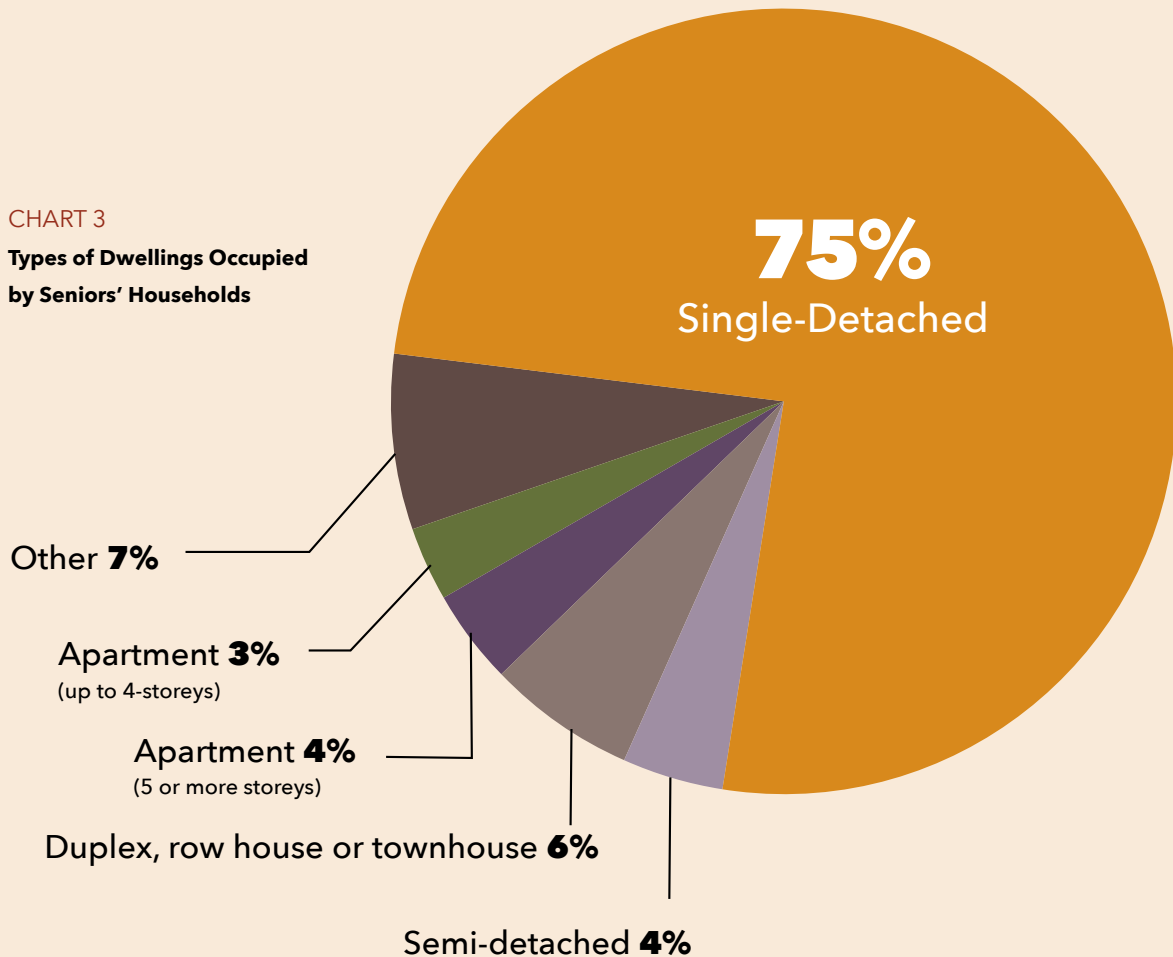


TYPES OF DWELLING

Chart 3 shows the Housing Census results indicating that a large number and proportion of older households live in single-detached dwellings (about 75% of the total, amounting to 3,100 units).

CHART 3

**Types of Dwellings Occupied
by Seniors' Households**

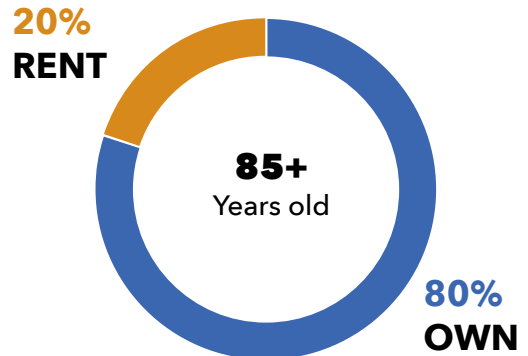
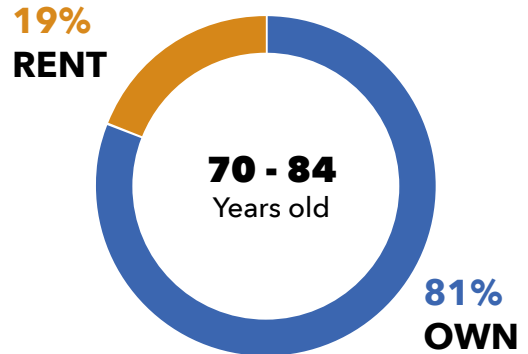
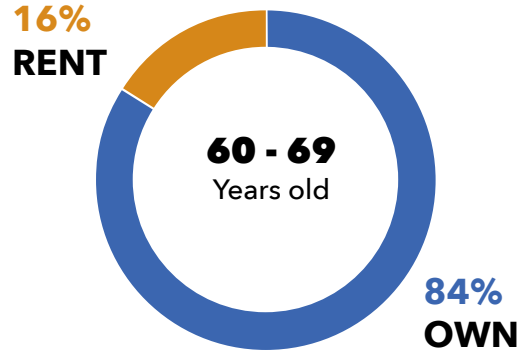


RENT vs OWN

Chart 4 shows that a high proportion of MNO households with Seniors own their homes, the vast majority of which are single detached. There is a gradual shift from 16% of younger seniors renting to 20% of older seniors which may reflect upkeep issues or realizing equity through sale of their home.

CHART 4

**Tenure Arrangements of MNO Households
with Seniors, 2022**



HOUSEHOLD SIZE

Chart 5 shows the housing situation of Seniors in the MNO. MNO Citizens tend to live together as couples (a vast majority of the two person households are couples) with single-person Senior households representing a relatively small proportion of total Senior households.

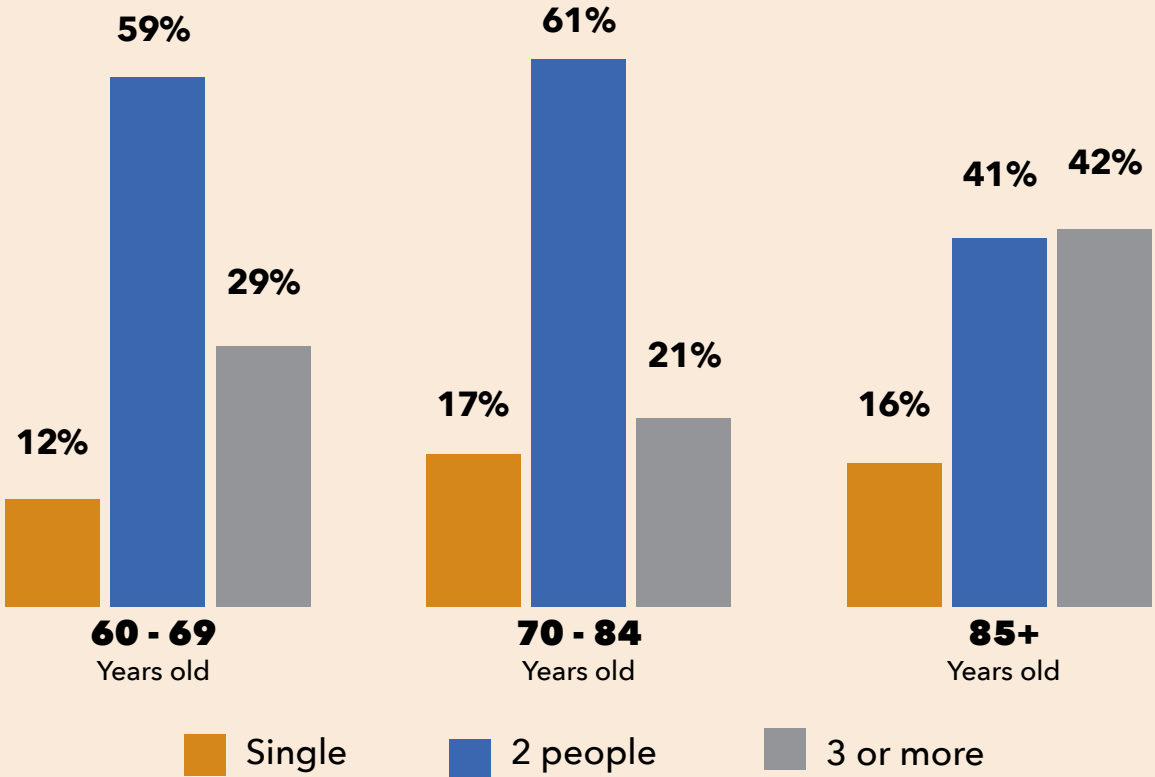


CHART 5

Proportions of Households of Different Sizes Among MNO Households with at least one Senior, 2022

AGE GROUPS IN HOUSEHOLDS

Chart 6 shows that over 80 percent of Seniors households live either on their own or with others over 50 years old or more. Only small proportions live with children and youth or with younger adults, defined as those aged 0-19 and 20-49 respectively.

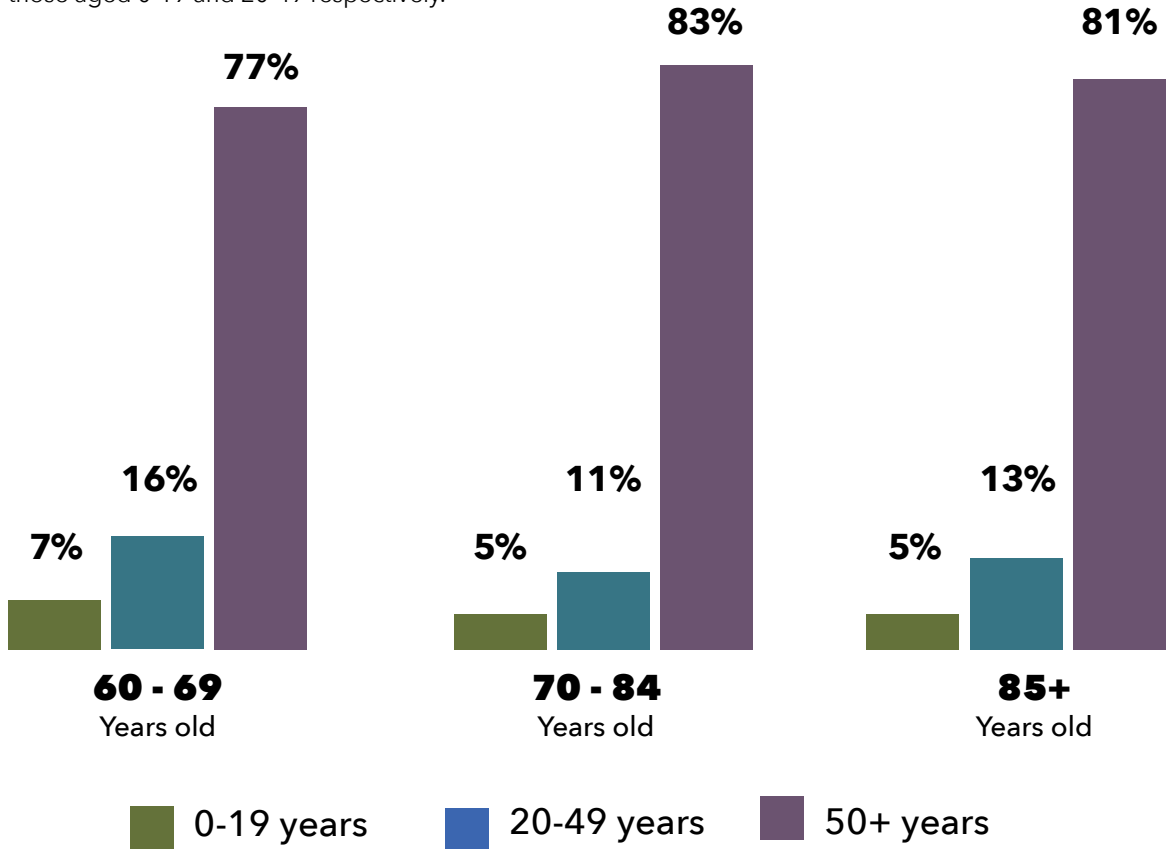


CHART 6

Age Groups of Those Sharing Households with at least one Senior, 2022

IMPLICATIONS OF FINDINGS

for MNO Program Planning and Decision-Making

- Seniors have evolving needs from multiple perspectives:
 - ∞ Levels of support services that are required/wanted by both owners and renters as they age may require a programmatic response from the Branch;
 - ∞ Support for ageing in place may require a programmatic response to meet safety, repair and renovation requirements of homes owned by Senior Métis households
 - ∞ Addressing privacy and other challenges involved in measuring dwelling deterioration over time is a sensitive manner;
- Some Seniors are on fixed incomes, putting limits on their financial capacity, even though they may be wealthy on paper due to large increases in dwelling values. Assistance to maintain the safety and comfort of their homes may be required.
- Renters in particular are currently under inflationary pressure.